





TYPHOON

CENTRAL WET DUST COLLECTOR



Sanding

Grinding

Deburring

The stainless steel Typhoon™ central wet dust collector excels at capturing combustible/hazardous dust from your plant air. The blower draws air through DiversiTech's proprietary water-tree baffle design, creating a cascading water effect that removes particles as small as 3 micron from the airstream.

The Typhoon™ central wet dust collector works by drawing dust-laden air in through the inlet on the back of the scrubber. A tank of water and a series of internal baffles known as a "water tree" filter the combustible dust via engineered water streams. Dust is filtered through contact with water droplets and contained in the bottom of the collector for safe removal at necessary maintenance intervals. Water levels are automatically controlled with valves and sensors, including interlock functions to meet NFPA and OSHA codes.

The unit can be easily cleaned with an optional wet-vacuum making routine service fast and easy. For applications where the dust generation is further away from the collector, empty downdraft tables or extraction arms are popular options.

Benefits:

- Capture-at-source for cleaner air
- Complies with NFPA guidelines for combustible dust

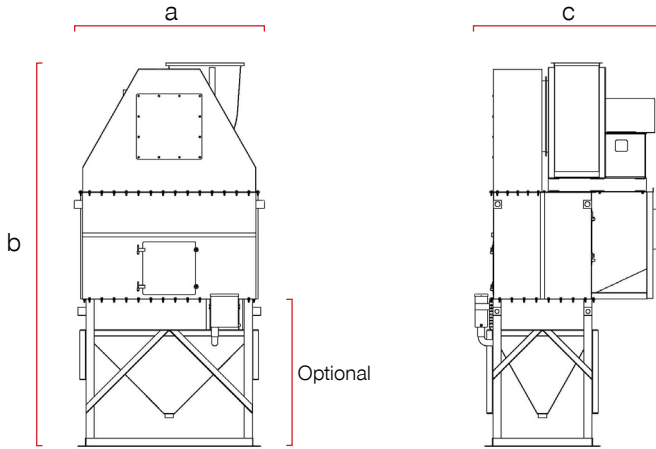
Features:

- Anti-corrosion Stainless Steel #304 Construction
- Ultrasonic Auto-fill Water Control System
- Floor or Hopper floor stand configurations
- Non Sparking Blower Wheel





Options



Optional Hopper and Floor Stand

*Custom configurations available on request.



Hydrogen Vent Fan
(Required for combustible metal dust)



WV-55 Sludge-Vac
Removal Vacuum



Upblast Silencer



HEPA afterfilter with Frame

Dimensions **

Model	Inlet Collar Diameter (in.)	Footprint			Net Weight (lbs.)	Water	
		Length [c]	Height [b]	Width [a]		Supply (in.)	Drain (in.)
TY-8000	20	7'-7"	15'-8"	7'-9"	4000	1/4" NPT	2" NPT
TY-10000	20	7'-7"	15'-8"	7'-9"	4000	1/4" NPT	2" NPT
TY-12000	20	7'-7"	15'-8"	7'-9"	4000	1/4" NPT	2" NPT

1. Water Level is marked on each unit.

** Product dimensions are based on base-models and may vary depending on selected product features. Please contact us for an accurate shipping quote.

Technical Specifications

Model	Water Fill System	Nominal Airflow (CFM)	Tank Capacity (Gallons)	Motor (H.P.)	Power				Noise @5ft. (dB)
					Phase (hz)	@230V (amps)	@460V (amps)	@575V (amps)	
TY-8000	auto	8000	450	30	60	80	40	32	100
TY-10000	auto	10000	450	40	60	104	52	41	100
TY-12000	auto	12000	450	50	60	130	65	52	102

1. Nominal Airflow @ 7" external static pressure.

HEAD OFFICE

1200 55th Avenue
Montreal, QC H8T 3J8

DISTRIBUTION CENTERS

CANADA Montreal, QC Toronto, ON
UNITED STATES Trenton, NJ Chicago, IL Reno, NV



An Absolent Group Company